




Interpret charts




1 The pictogram shows the number of ice creams sold in a shop.

Ice cream flavour	Number of ice creams sold
vanilla	
chocolate	
strawberry	
mint choc	

Key  = 2 ice creams


a) How many vanilla ice creams were sold?



Ice cream flavour	Number of ice creams sold
vanilla	
chocolate	
strawberry	
mint choc	

Key  = 2 ice creams




b)




The shop sold
6 chocolate ice creams.

What mistake has Annie made?



Ice cream flavour	Number of ice creams sold
vanilla	
chocolate	
strawberry	
mint choc	

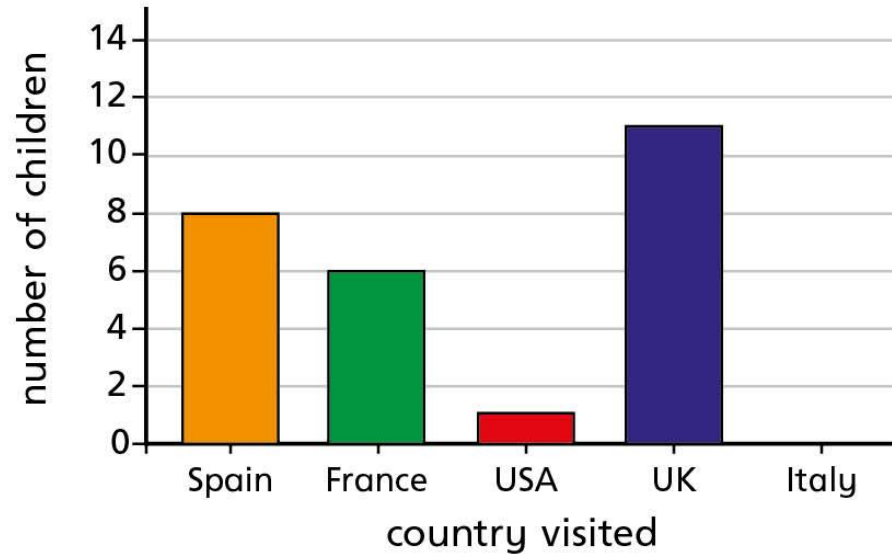
Key  = 2 ice creams

- c) How many chocolate ice creams were sold?
- d) How many strawberry ice creams were sold?
- e) Seven mint choc ice creams were sold.
Complete the pictogram to show this.



2

The bar chart shows the number of children who went on holiday to some different countries.



a) Complete the table using the information in the bar chart.


Country	Number of children visiting
Spain	
France	
USA	
UK	
Italy	



2

b) Complete the pictogram using the information in the bar chart.

Country	Number of children visiting
Spain	
France	
USA	
UK	
Italy	

Key  = 4 children

3

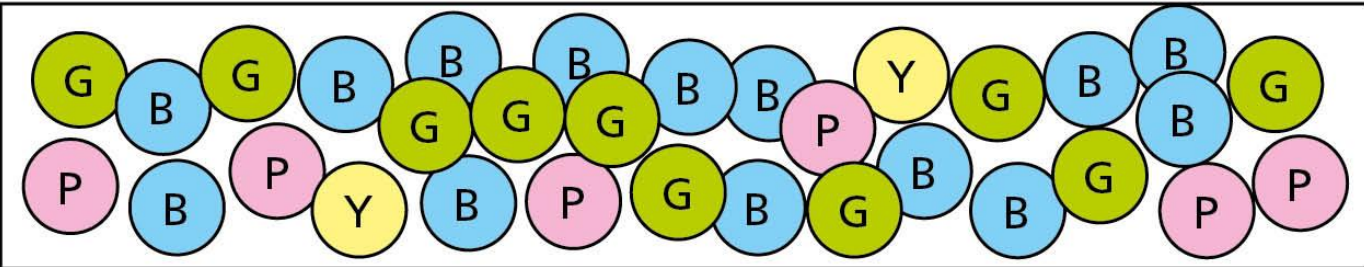


Chart A

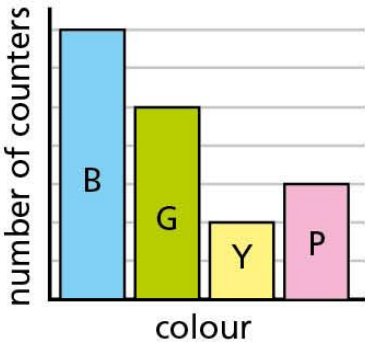


Chart B

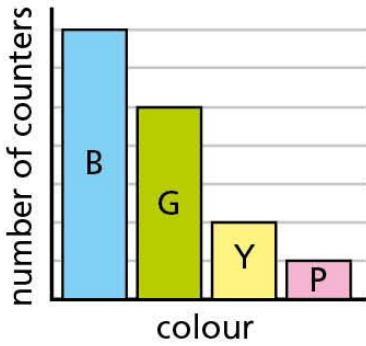
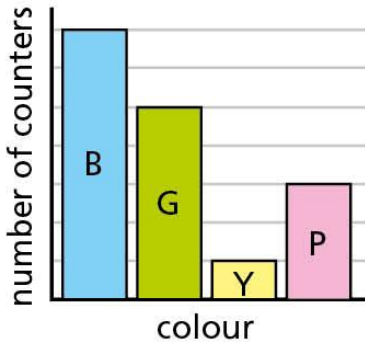


Chart C



Which chart best represents the picture? _____

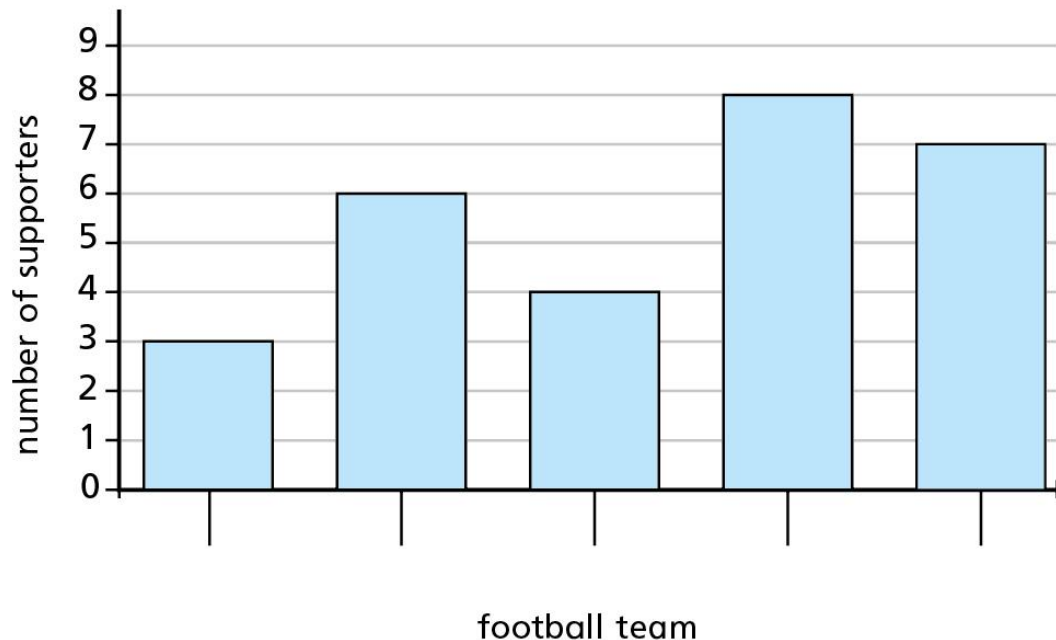
Talk to a partner about the reasons for your choice.





4 Use the clues to label the bar chart.

- The number of Huddersfield Town supporters is half the number of Halifax Town supporters.
- More people support Halifax Town than support any other team.
- More people support Manchester United than Leeds United.
- There is 1 less supporter of Bradford City than Halifax Town.



Bradford City

Huddersfield Town

Halifax Town

Leeds United

Manchester United



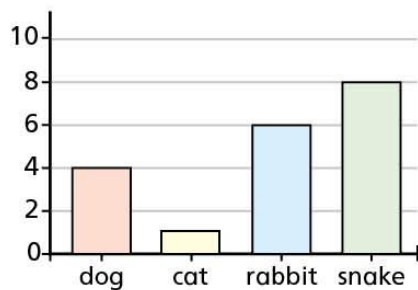
5 Four classes of children were asked what their favourite animals are. Match the tables to the charts.

Class A	
dog	8
cat	2
rabbit	7
snake	12

Class B	
dog	4
cat	1
rabbit	3
snake	4

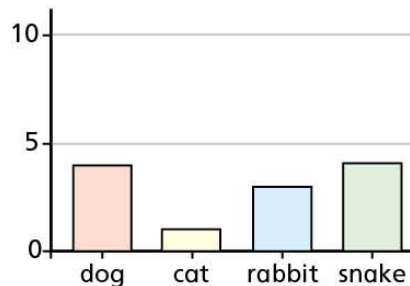
Class C	
dog	4
cat	1
rabbit	6
snake	8

Class D	
dog	8
cat	2
rabbit	7
snake	3



dog	
cat	
rabbit	
snake	

Key = 4 children



dog	
cat	
rabbit	
snake	

Key = 4 children